

4 数字で知る名古屋港 2017

Statistical Look at the Port of Nagoya 2017



取扱貨物量16年連続日本一 入港船舶、取扱貨物量

No.1 Cargo throughput in Japan for sixteen consecutive years

入港船舶、取扱貨物量

Ship Arrivals & Cargo Volumes

年次 Year	外航 Ocean-going Vessels		内航 Coastal Vessels		計 Total	
	隻数 No. of Vessels	総トン数 Gross Tonnage	隻数 No. of Vessels	総トン数 Gross Tonnage	隻数 No. of Vessels	総トン数 Gross Tonnage
2013	8,425	194,366,748	24,194	38,827,748	32,619	233,194,496
2014	8,130	192,471,034	25,099	39,408,310	33,229	231,879,344
2015	8,006	195,175,858	25,304	39,486,862	33,310	234,662,720
2016	8,093	200,215,271	24,861	38,186,705	32,954	238,401,976
2017	7,830	191,281,173	25,118	38,609,560	32,948	229,890,733

取扱貨物量 Cargo Volumes

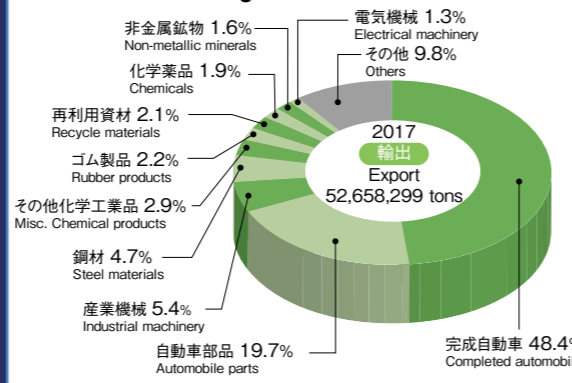
年次 Year	外国貿易 Foreign Trade		内国貿易 Domestic Trade		計 Total
	輸出 Export	輸入 Import	移出 Outgoing	移入 Incoming	
2013	57,982,136	82,629,658	34,931,088	32,698,326	208,241,208
2014	57,694,254	80,490,082	37,764,352	31,672,599	207,621,287
2015	55,236,197	75,757,705	35,227,816	31,758,098	197,979,816
2016	52,713,701	75,762,124	34,093,752	30,687,100	193,256,677
2017	52,658,299	75,225,018	35,984,972	32,100,206	195,968,495

貿易額 Trade Values

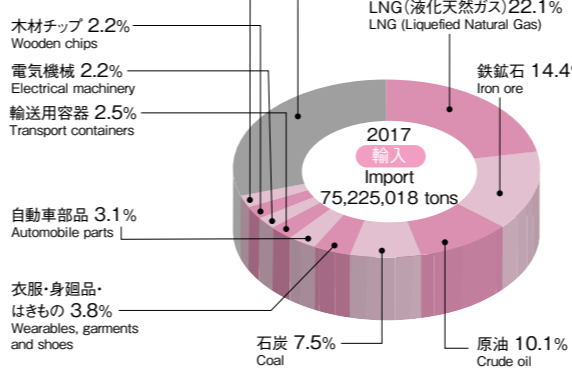
年次 Year	輸出 Export	輸入 Import	計 Total
2013	11,058,377	5,251,950	16,310,327
2014	11,374,767	5,716,500	17,091,267
2015	11,471,742	5,398,822	16,870,564
2016	10,745,466	4,480,423	15,225,890
2017	11,742,128	4,865,646	16,607,774

外国貿易 Foreign Trade

輸出の68%が自動車関連/輸入の54%が天然資源
 Automobile-related cargo accounts for 68% of total exports
 Imports of natural resources make up a 54% share

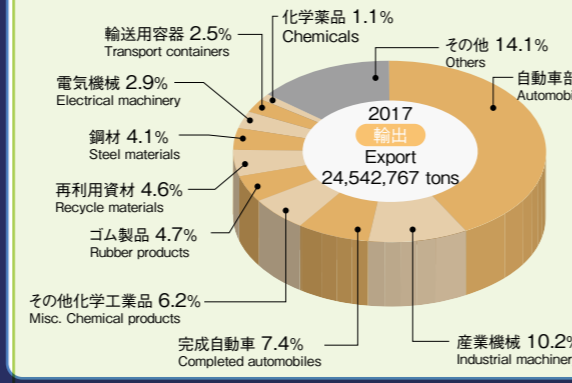


輸出の1位は中国、輸入の1位はオーストラリア
 Top trading partner for export is China and for import is Australia

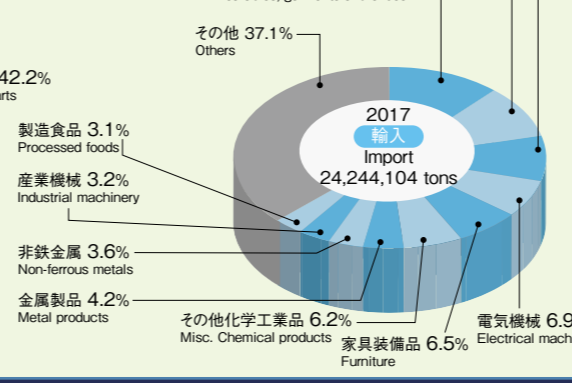


コンテナ貨物 Containers

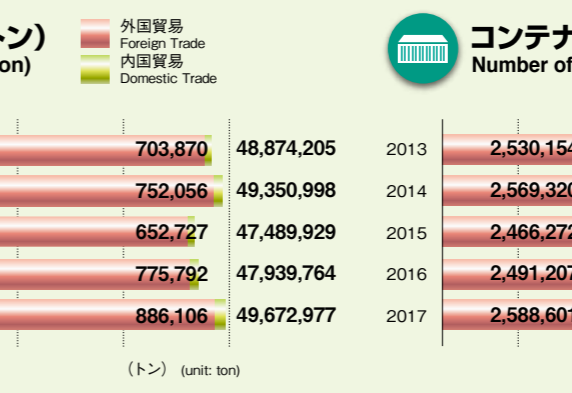
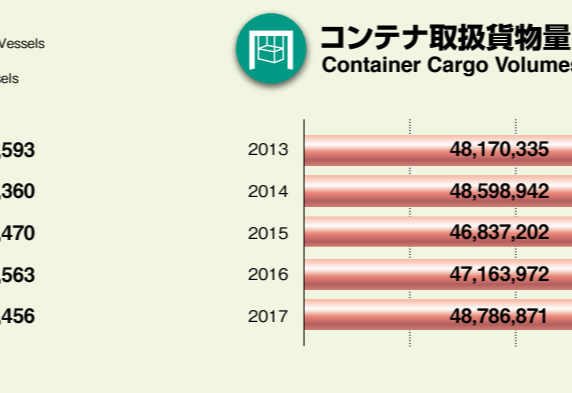
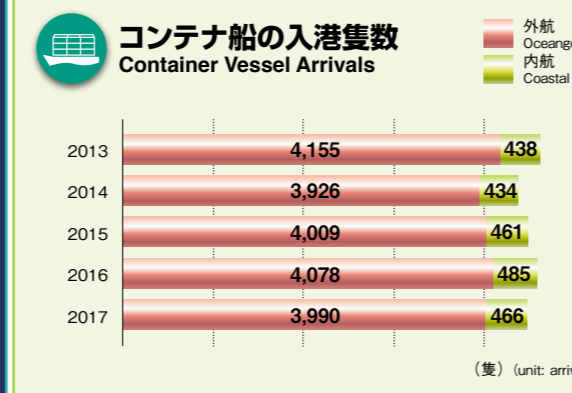
輸出の品目トップは自動車部品/輸入は衣服などの日用品
 Automobile parts top other export items
 Garments and other daily-use commodities stand out as major imports



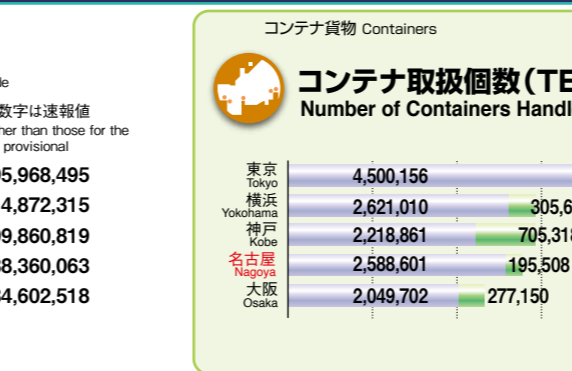
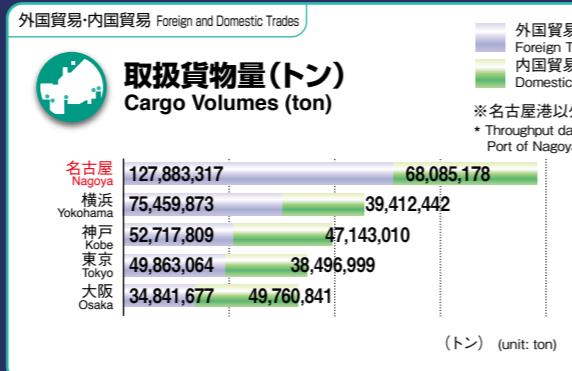
目立つアジア諸国との貿易
 Significant trade with Asian countries



外国貿易・内国貿易 Foreign and Domestic Trades



主要港の比較2017 Trade Comparison among Major Japanese Ports 2017



※端数処理のため、合計数値は、その内数と若干合わない場合があります。
 * Numbers in the text and tables are rounded independently and thus may not add up to totals.