

# STATISTICS

## Year 2024

In 2024, total cargo throughput at the Port of Nagoya was 157 million tons, decreasing by 0.7% over the previous year. It has successfully handled the largest cargo volume in Japan for the 23rd consecutive years.

The total cargo throughput in international trade was 111 million tons (up 1.8%).

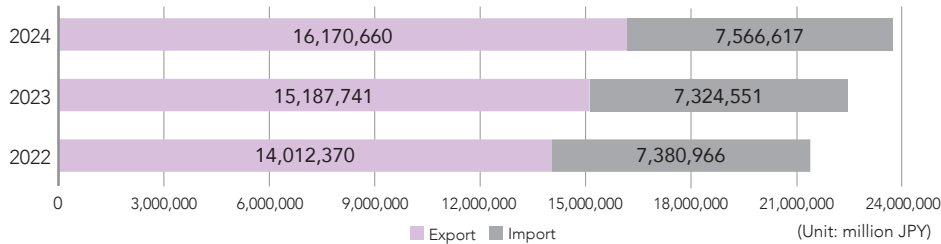
Major export items were completed automobiles, automobile parts, industrial machinery, steel materials and miscellaneous chemical products.

Major import items were LNG, iron ore, crude oil, coal and wearable items.

Containerized cargo trade reached 46.2 million tons (down 2.0%), with the total number of containers at 2.76 million TEU (up 2.1%). With 1.37million TEU outgoing (up 1.6%) and 1.38 million TEU incoming (up 2.7%), container trade at the Port of Nagoya is well balanced.

## Total cargo value 2022-2024

(Source: Nagoya Customs)

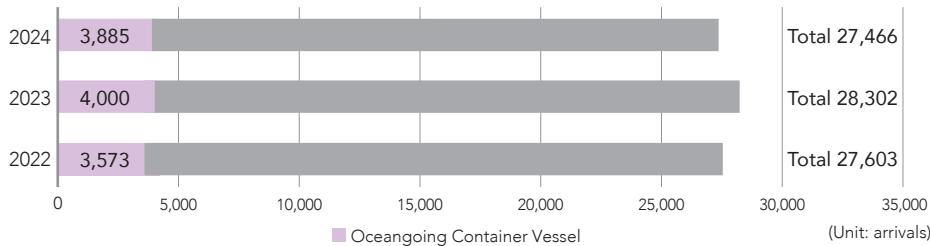


## Vessel arrivals 2024

	Number	G/T
Oceangoing vessels	7,323	177,524,228
(Container vessels)	(3,885)	(79,425,114)
Coastal vessels	20,143	37,961,320
Total	27,466	215,485,548

\*Total figures for container vessels are included in the figures for oceangoing vessels.

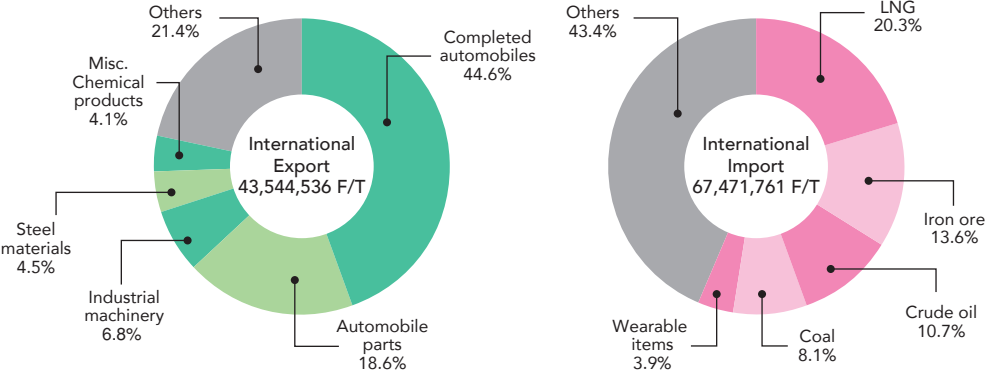
## Vessel arrivals 2022-2024



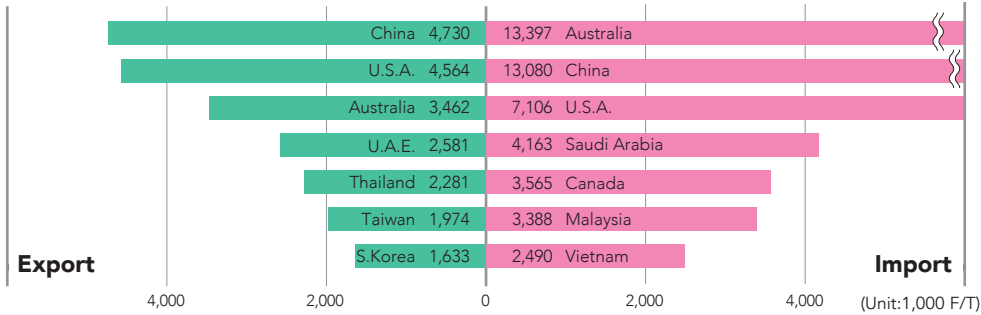
# Cargo throughput 2024

	Export	Import	Total
International Trade (F/T)	43,544,536	67,471,761	111,016,297
Domestic Trade (F/T)	22,517,820	23,172,270	45,690,090
Total (F/T)	66,062,356	90,644,031	156,706,387

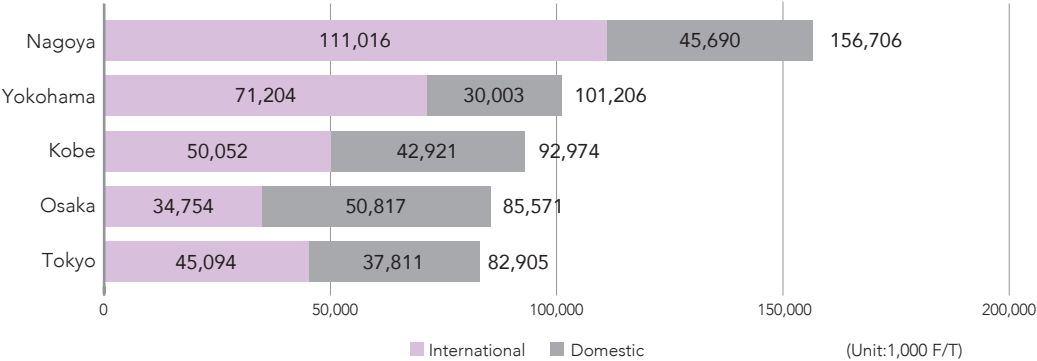
## Main trading items 2024



## Main trading partners 2024



## Comparison among major Japanese ports 2024

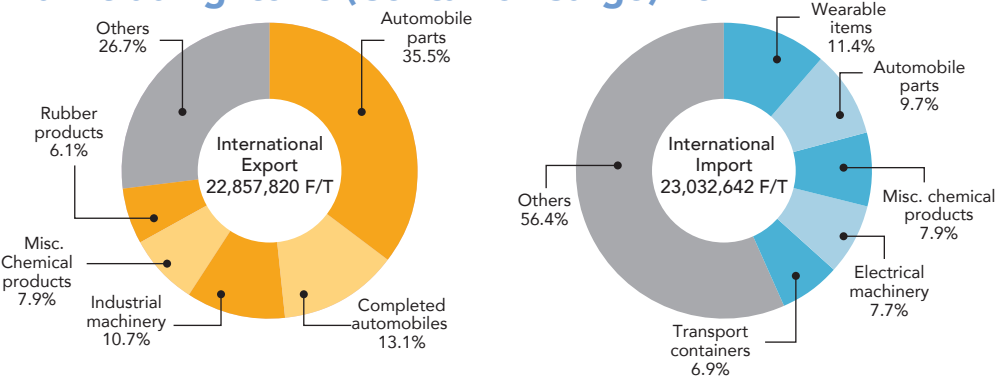


\*Throughput data other than those for the Port of Nagoya are provisional.

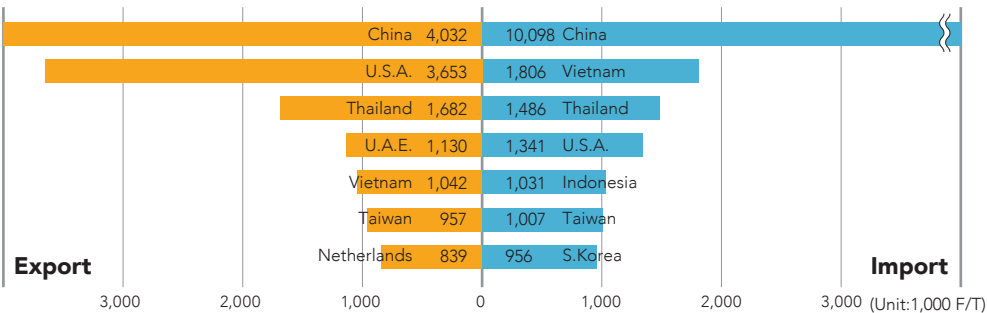
# Container throughput 2024

	Export	Import	Total
International Trade (TEU)	1,343,035	1,245,329	2,588,363
Domestic Trade (TEU)	30,411	136,716	167,127
Total (TEU)	1,373,446	1,382,044	2,755,490
International Trade (F/T)	22,857,820	23,032,642	45,890,462
Domestic Trade (F/T)	263,913	90,182	354,095
Total (F/T)	23,121,733	23,122,824	46,244,557

## Main trading items (Container Cargo) 2024



## Main trading partners for container trade 2024



## Cargo/Container throughput 2015-2024

